

GENERAL DESCRIPTION

UNDERCOUNTER FLASKGRUBBER SERIES GLASSWARE WASHER  
Model # 411001013, 208/230V, 50/60 Hz, 3 Phase

MATERIALS/CONSTRUCTION:

- Lower spindle rack, type 304 stainless steel.
- Type 304, stainless steel top, door, tank, upper and lower wash arms.
- Internal Wash Chamber Dimensions:
  - 22.6" x 21.3" x 24.8" (195.6L)
- Electronic door latch featuring SpeedVent™ technology.
- Level sensing acid rinse dispenser.
- Tool-less one-piece, stainless steel, fine mesh particle drain filter.
- No center water distribution tower.
- Factory installed drain hose and band clamp.
- Aluminum-backed insulation and fiberglass thermal blanket.
- Four leveling feet.
- Two-year warranty on parts and labor.

PERFORMANCE:

- Water temperatures reach up to 93 C (199 F).
- 6.0 kW heating.
- Pump rated at 112 gal/minute (424 liters/minute)
- Synchronous drain pump to evacuate up to 4.2 gallons/minute (15.9 liters/minute).
- Purified water pump.
- Up to 8 pure water rinses.
- Steam generator.
- Forced air drying into the wash chamber, programmable up to 250 minutes and from 38-80 C (100-176 F)

CONTROL/S/USER INTERFACE:

- Full color touch screen display featuring CleanWorks™ OS.
- 9 factory-set programs.
- Up to 200 user-defined programs.
- Clear and specific alarm displays.
- Calibratable sensors.
- Self-diagnostics.
- Password protection.
- USB data output.

INSTALLATION REQUIREMENTS:

- Electrical Requirements (all hard-wired):
  - 208/230V, 50/60 Hertz, three-phase (dedicated 30-amp circuit)
- Hot Water:
  - Recommended inlet water temperature 49°C (120°F).
  - Hot tap water pressure of 20-120 psi (138-827 KPa).
  - Hot water inlet flowrate of 1.25 gallon/minute (4.7 liter/minute).
- Optional Purified Water:
  - Minimum optional purified water pressure 0 psi (0 KPa).
  - Pure water inlet flowrate 0.9 gallons/minute (3.4 liter/minute).
- Optional Drain Water Cooling Kit:
  - Cold water source is required.
  - Supply tube is 0.62" OD by 0.375" ID.
- Drain:
  - Standpipe or tubing of 5/8" (1.6 cm) ID or larger.
  - Use of air gap is strongly recommended.
- Water consumption per fill 3.2 gallons (12 liters).
- Hot and Pure water connections consisting of a male ¾-1½ GHT hose fitting.

Glassware  
Washer  
for:



LABCONCO CORPORATION • KANSAS CITY MO USA 64132  
800-821-5525 / 816-333-8811 • labconco.com

Rev \_\_\_\_\_ Date \_\_\_\_\_

\_\_\_\_\_

\_\_\_\_\_

\_\_\_\_\_

\_\_\_\_\_

\_\_\_\_\_

Date:  
12-22-2023

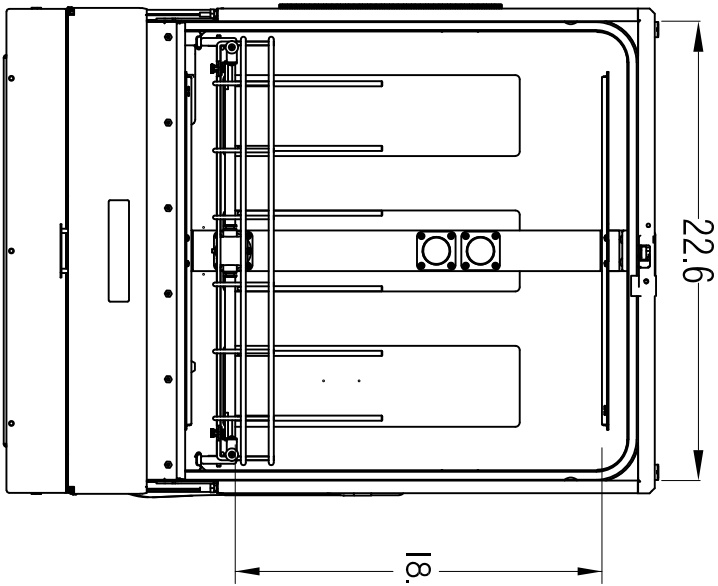
Drawing #  
411001013

Drawn By:  
C. Alumbaugh

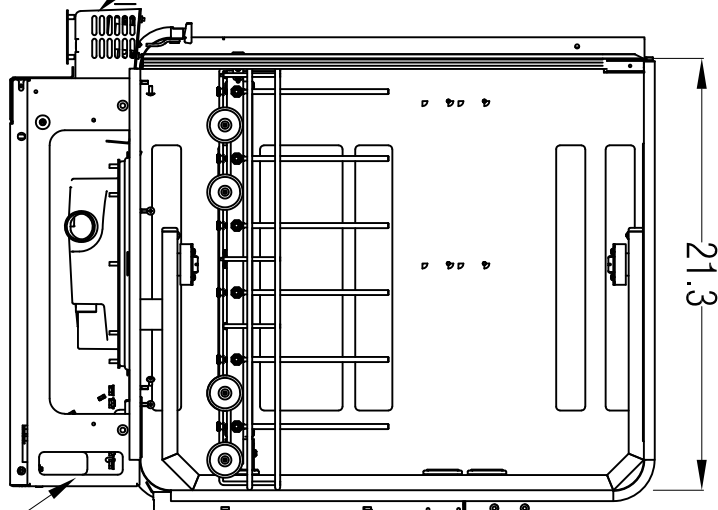
Checked By:

Approved By:

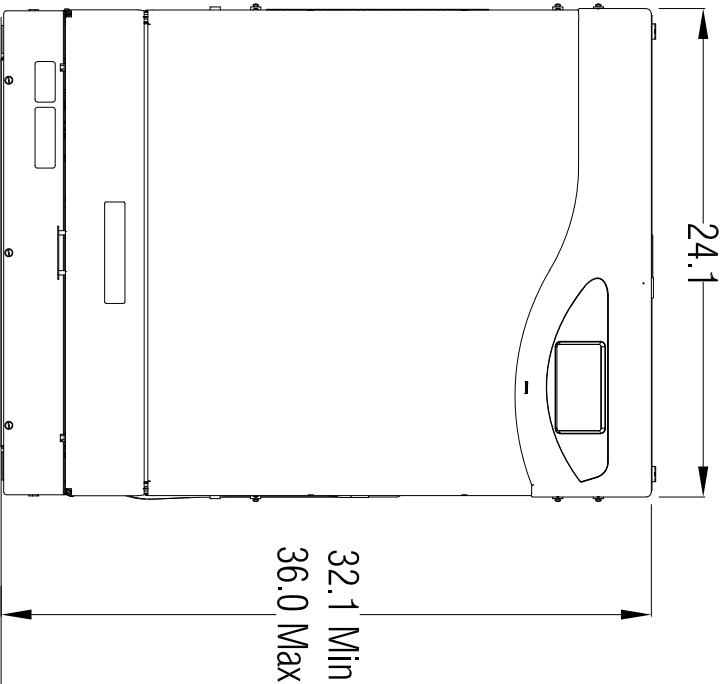
Sheet No.



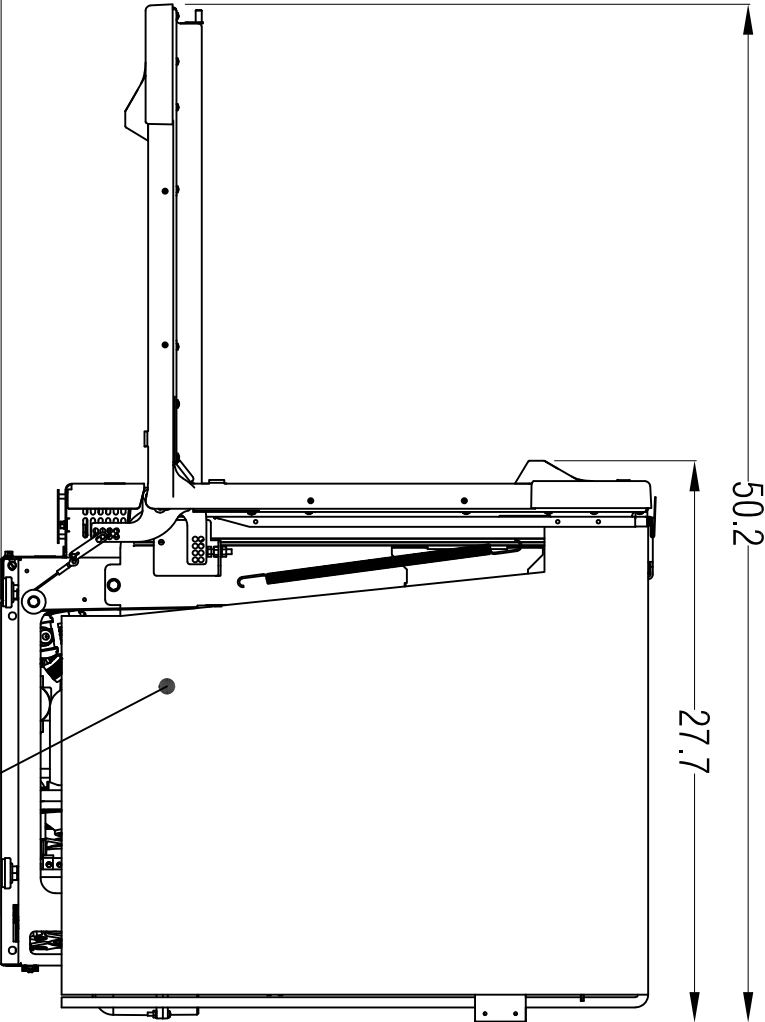
(Front View)



(Side View)



(Front View)



(Side View)

EXTERIOR