



# DOS & DON'TS OF FUME HOOD OPERATION

In a laboratory, the fume hood is the primary control device for protecting workers using flammable and/or toxic chemicals. OSHA's laboratory standard (29 CFR 1910.1450) requires that fume hoods be maintained and function properly when used.



Sponsored by:



**DO •**

Ensure that the hood is on and the airflow is within the required range.

**1**

**• DON'T**

Operate the fume hood without proper training.



**DO •**

Know the chemicals you are working with and consult MSDS if you are unsure.



**2**

**• DON'T**

Place your head inside the hood.



**DO •**

Make sure the sash is at the proper level - this should be at 18" or less and is often marked by an arrow.

**3**

**• DON'T**

Block the airflow through the baffles or through the baffle exhaust slots.



18"

**DO •**

Be certain to use proper personal protective equipment, including eye protection, when working in the fume hood.



**4**

**• DON'T**

Permanently store chemicals within the hood.



**DO •**

Make sure to use interior lighting when working in the fume hood. A well-lit workplace can help prevent accidental spills and mishaps.

**5**

**• DON'T**

Leave sash open when not in use. Closing the sash is a simple procedure that has contained many fires and explosions within a hood.



**DO •**

Elevate large pieces of equipment, such as centrifuges, at least 2 inches above the base of the hood interior to prevent airflow blockages.



**6**

**• DON'T**

Block the airfoil. Many labs use absorbent paper on the floor of the hood and over the airfoil to catch spills. The airfoil provides airflow across the floor of the hood, especially when the sash is closed. If you use such paper be cautious not to block airfoil.



6"

**DO •**

Keep all materials inside the hood at least 6 inches from the sash opening.

**7**

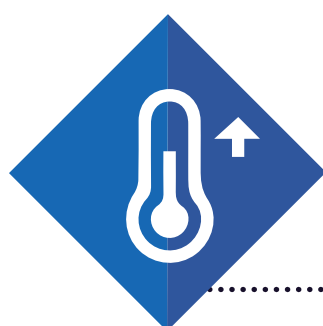
**• DON'T**

Use or store biohazardous agents within the hood. Fume hoods do not provide protection against biohazardous agents.



**DO •**

Place heat generating equipment near the rear of the hood. Heat generating equipment, such as hot plates or Bunsen burners, can generate undesirable air currents that can disrupt airflow.



**8**

**• DON'T**

Position fans or air conditioners so as to direct airflow across the face of the hood. This can interfere with airflow and chemical containment.



**DO •**

Notify your lab's manager or health and safety officer if any hood is not functioning properly. Malfunctioning equipment should be closed and tagged until repairs can be completed.

**9**

**• DON'T**

Remove the side panels. Removal of the side panels will interfere with containment and airflow. It is dangerous to operate a fume hood in this condition.



**DO •**

Make certain that you understand your lab's emergency action plan, especially when working with very hazardous chemicals.



**10**

**• DON'T**

Use a hood for any function it was not designed for, such as perchloric acid, or radioisotopes.

